

Human FGFR4 Protein



Cat. No. FGF-HM2R4

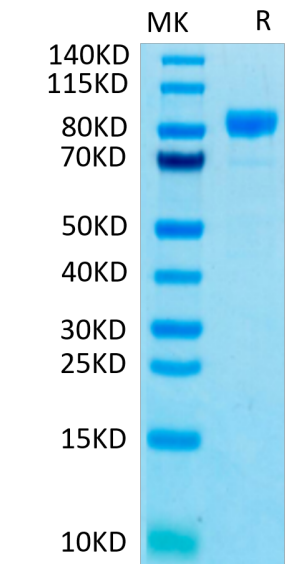
| Description | |
|------------------|--|
| Source | Recombinant Human FGFR4 Protein is expressed from HEK293 with hFc tag at the C-Terminus. It contains Leu22-Asp369. |
| Accession | P22455 |
| Molecular Weight | The protein has a predicted MW of 65.3 kDa. Due to glycosylation, the protein migrates to 80-95 kDa based on Bis-Tris PAGE result. |
| Endotoxin | Less than 1 EU per µg by the LAL method. |
| Purity | > 95% as determined by Bis-Tris PAGE > 95% as determined by HPLC |

| Formulation and Storage | |
|-------------------------|---|
| Formulation | Lyophilized from 0.22µm filtered solution in PBS (pH 7.4). Normally 8% trehalose is added as protectant before lyophilization. |
| Reconstitution | Dissolve the lyophilized protein in distilled water. Please refer to the Certificate of Analysis for detailed instructions. |
| Storage | -20 to -80°C for 12 months as supplied from date of receipt.-80°C for 3 months after reconstitution.Recommend to aliquot the protein into smaller quantities for optimal storage. Please minimize freeze-thaw cycles. |

| Background | |
|--|--|
| Fibroblast growth factor receptor 4 (FGF R4), also known as CD334, is a 110 kDa glycosylated transmembrane receptor tyrosine kinase.Tyrosine-protein kinase that acts as cell-surface receptor for fibroblast growth factors and plays a role in the regulation of cell proliferation, differentiation and migration, and in regulation of lipid metabolism, bile acid biosynthesis, glucose uptake, vitamin D metabolism and phosphate homeostasis. Required for normal down-regulation of the expression of CYP7A1, the rate-limiting enzyme in bile acid synthesis, in response to FGF19. | |

Assay Data

Bis-Tris PAGE



Human FGFR4 on Bis-Tris PAGE under reduced conditions. The purity is greater than 95%.

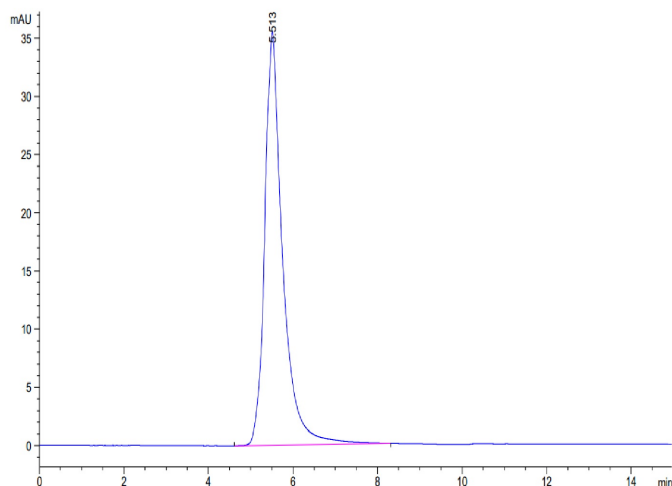
SEC-HPLC

Human FGFR4 Protein

Cat. No. FGF-HM2R4

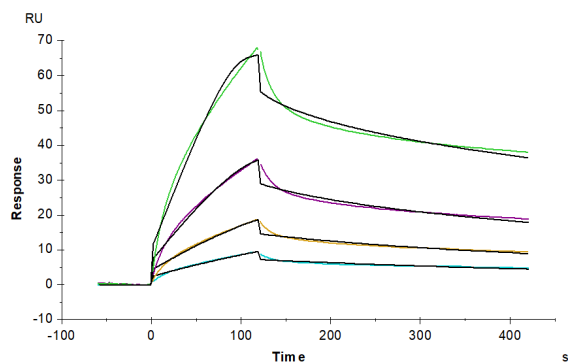


Assay Data



The purity of Human FGFR4 is greater than 95% as determined by SEC-HPLC.

SPR Data



Human FGFR4, hFc Tag captured on CM5 Chip via Protein A can bind Human Beta Klotho, His Tag with an affinity constant of 13.05 nM as determined in SPR assay (Biacore T200).